



THE GROUP AFTER 9M 2019

One of the leading energy groups and a reliable supplier of electricity and services for nearly 1/4 of Poland, with a 36% share of RES in own production.

OPERATING DATA



16.6 TWh

volume of electricity supplied



2.8 TWh

gross electricity production

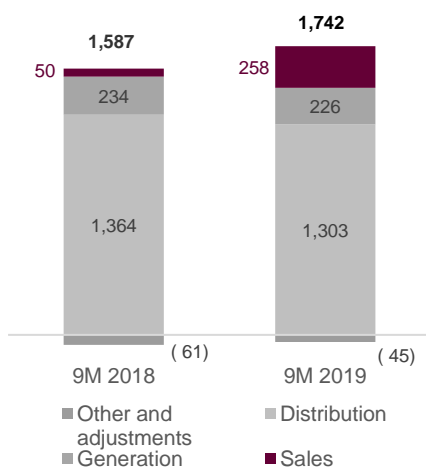


14.7 TWh

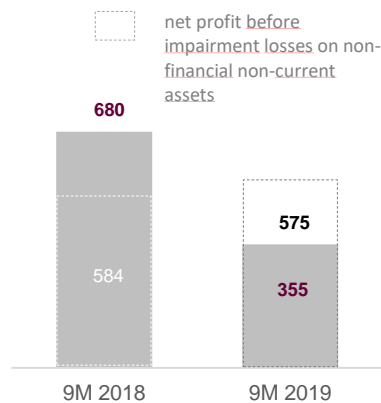
retail sales

FINANCIAL RESULTS

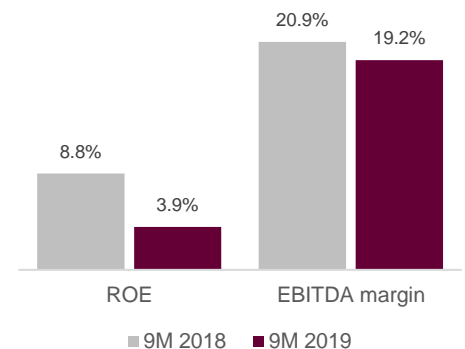
EBITDA (PLN m)



Net profit (PLN m)



Profitability ratios



ENERGA SA ON THE WSE

Market capitalisation: PLN 2.65 bn*

* According to share price as at closing on 30 September 2019.

11 PLN
10 PLN
9 PLN
8 PLN
7 PLN
6 PLN

Price of Energa SA shares





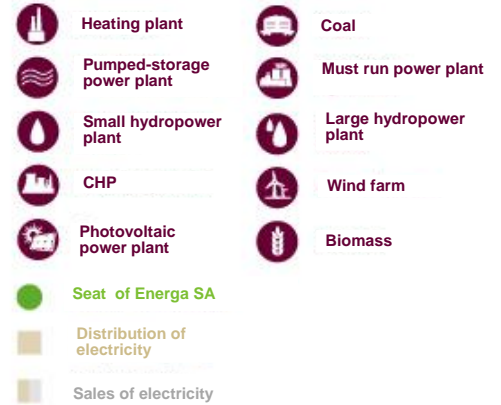
Distribution network length
188k km



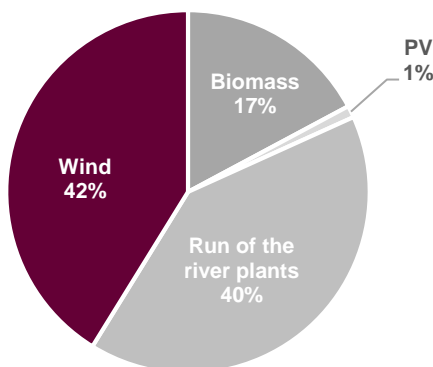
Installed capacity
1.35 GWe
of which **38%** falls to RES



9.9k
employees



RENEWABLE ENERGY SOURCES



Installed capacity
508 MWe



RES production
1,010 GWh

INVESTMENT PROJECTS IN THE ENERGA GROUP

In 9M 2019, the Energa Group completed **PLN 1,108 m** worth of investments, of which almost PLN 945 m accounted for the Distribution Business Line.

As a result of the investments **44.8 thousand** new customers were connected, **3,107 km** of high-, medium-, and low-voltage lines were constructed and upgraded, and **133 MW** of new renewable energy sources were connected to the grid in 9M 2019.