




## THE GROUP AFTER 3 MONTHS OF 2019

One of the leading energy groups and a reliable supplier of electricity and services for 1/4 of Poland, with a 44-percent share of RES in own production.

### OPERATING DATA



**5.8 TWh**

volume of electricity supplied



**1.0 TWh**

gross electricity production

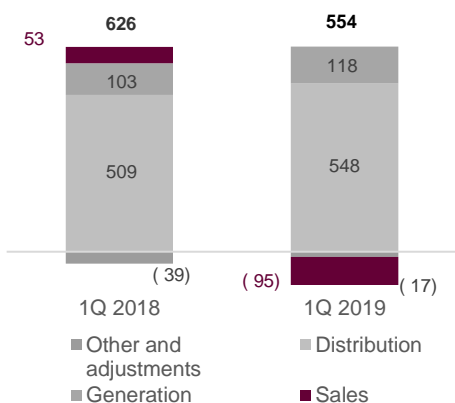


**5.0 TWh**

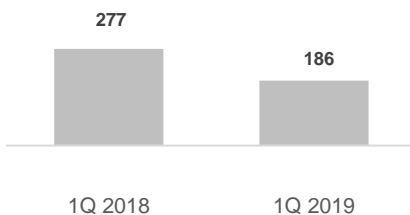
retail sales

### FINANCIAL RESULTS

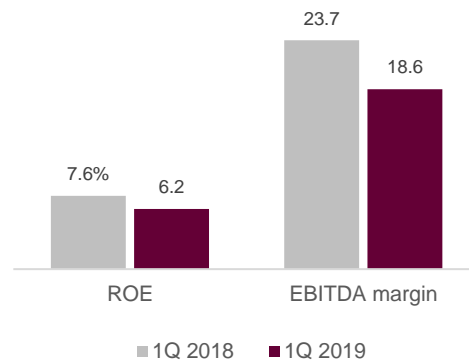
EBITDA (PLN m)



Net profit (PLN m)



Profitability ratios

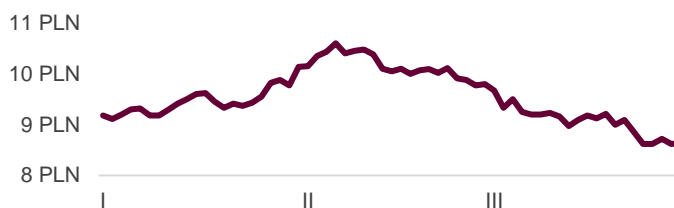


### Energa SA ON THE WSE

Market capitalisation: **PLN 3.57 bn\***

\* According to share price as at closing on 29 March 2019.

Prices of Energa shares



## KEY RESOURCES



Distribution network length:

**188 thousand km**



Installed capacity

**1.35 GWe**

of which **38%** are RES

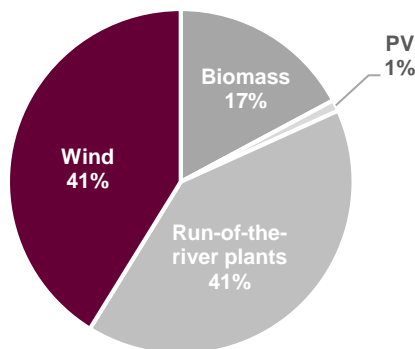


**9.8 thousand**

employees



## RENEWABLE ENERGY SOURCES



Installed capacity

**513 MWe**



Renewable energy production

**455 GWh**

## INVESTMENT PROJECTS IN THE ENERGA

In the first 3 months of 2019, the Energa Group completed investment projects worth **PLN 369 million**, of which almost PLN 334 m in the Distribution Business Line.

As a result of the completed investments, in the first 3 months of 2019 **12.4 thousand new customers** were connected, **1,045 km** of high, medium and low voltage lines were built and upgraded, and **24 MW** of new renewable energy sources were connected to the grid.