



THE GROUP AFTER 2018

One of the leading energy groups and a reliable supplier of electricity and services for 1/4 of Poland, with a 31-percent share of RES in own production.

OPERATING DATA



22.5 TWh

volume of electricity supplied



3.9 TWh

gross electricity production

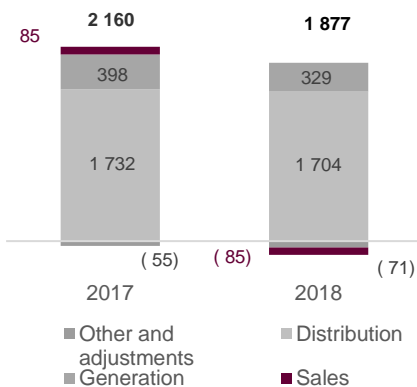


19.8 TWh

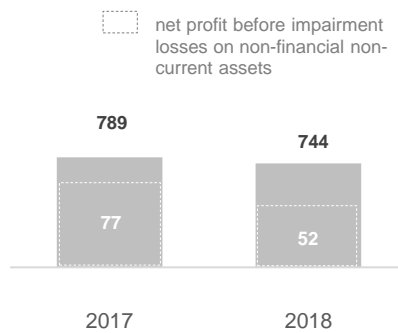
retail sales

FINANCIAL RESULTS

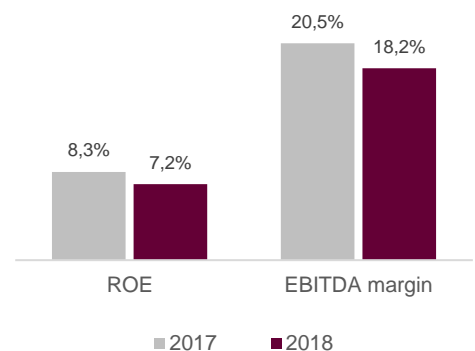
EBITDA (PLN m)



Net profit (PLN m)



Profitability ratios

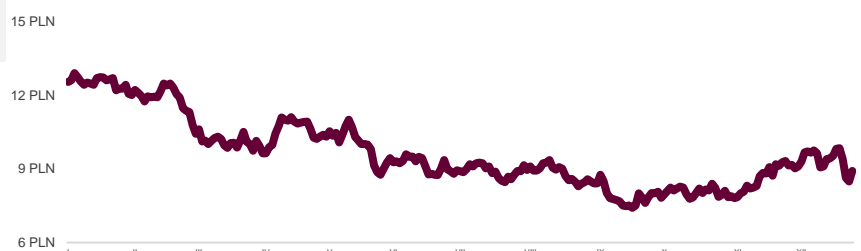


Energa SA on the Warsaw Stock Exchange (WSE)

Market capitalisation: **PLN 3.7 bn***

* According to share price as at closing on 28 December 2018.

Energa SA share prices



KEY RESOURCES



Distribution network length:
188,000 km



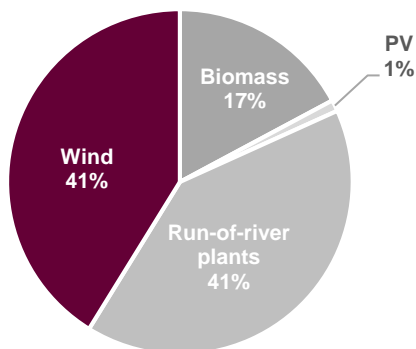
Installed capacity
1.34 GWe
of which **38%** are RES



9.7 k
employees



RENEWABLE ENERGY SOURCES



Installed capacity
513 MWe



Renewable energy production

1,190 GWh

INVESTMENT PROJECTS OF THE En-

In 2018, the Energa Group completed **PLN 1,668 m** worth of investments, of which almost PLN 1,368 m accounted for the Distribution Business Line.

As a result of the investments, almost **56 thousand** new customers were connected, **5,322 km** of high-, medium-, and low-voltage lines were constructed and upgraded, and **59 MW** of new renewable sources were connected to the grid in 2018.