



## THE GROUP AFTER 9 MONTHS OF 2018

One of the leading energy groups and a reliable supplier of electricity and services for 1/4 of Poland, with a 32-percent share of RES in own production.

### OPERATING DATA



**16.9 TWh**

volume of electricity supplied



**2.9 TWh**

gross production of electricity

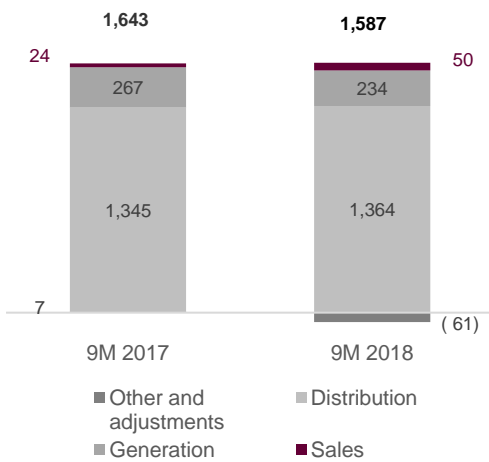


**14.8 TWh**

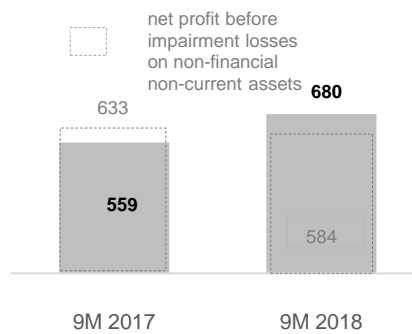
retail sales

### FINANCIAL RESULTS

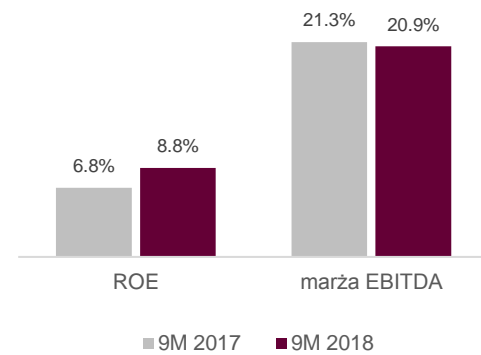
#### EBITDA (PLN m)



#### Net profit (PLN m)



#### Profitability ratios



### ENERGA SA ON THE WSE

Market capitalisation: **PLN 3.24 bn\***

\* According to share price as at closing on 28 September 2018.

#### Prices of ENERGA SA shares



## KEY RESOURCES



Distribution network length:

**187k km**



Installed capacity

**1.34 GWe**

of which **38%** falls to RES

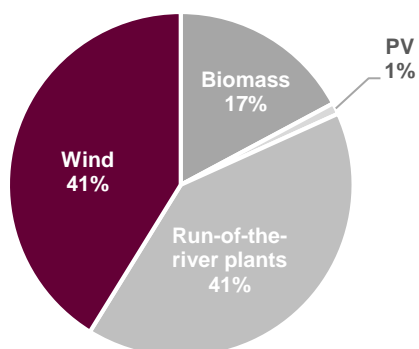


**9.6k**

employees



## RENEWABLE ENERGY SOURCES



Installed capacity

**512 MWe**



RES production

**923 GWh**

## INVESTMENT PROJECTS IN THE

In the first nine months of 2018, the ENERGA Group completed investment projects worth **PLN 1,042 m**, of which almost PLN 860 m in the Distribution Business Line.

As a result of the completed investments, in the first 9 months of 2018 **40.839 thousand new customers** were connected, **3,145.1 km** of high, medium and low voltage lines were built and upgraded and **33.5 MW** of new renewable energy sources were connected to the grid.