




## ENERGA GROUP AFTER Q1 2018

One of the leading energy groups and a reliable supplier of electricity and services for 1/4 of Poland, with a 41-percent of production from RES in own production.

### OPERATING DATA



**5.9 TWh**

volume of electricity supplied



**1.0 TWh**

gross production of electricity

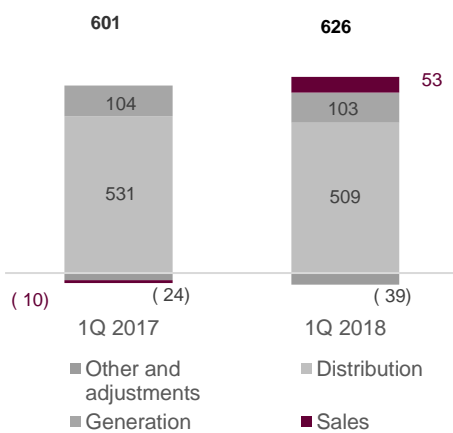


**5.2 TWh**

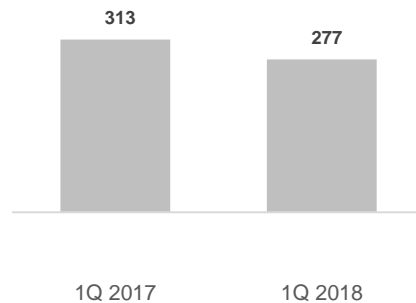
retail sales

### FINANCIAL RESULTS

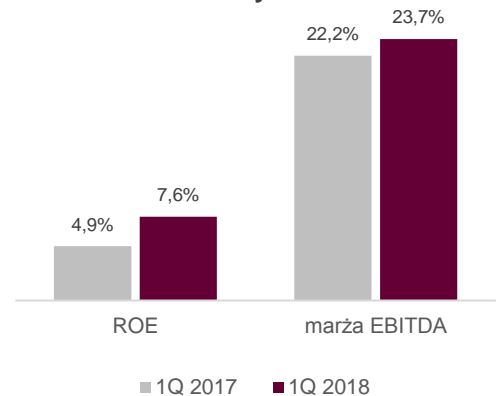
#### EBITDA (PLN m)



#### Net profit (PLN m)



#### Profitability ratios

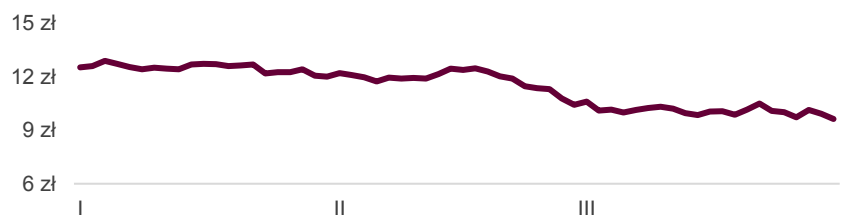


### ENERGA SA ON THE WSE

Market capitalisation: **PLN 3.99 bn\***

\* According to share price as at closing on 29 March 2018.

#### Prices of Energa SA shares



## KEY RESOURCES



Distribution network  
with the length of  
**185 thous.**



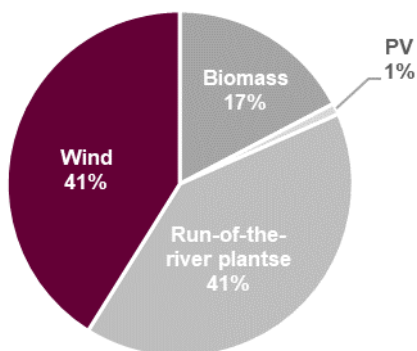
Installed capacity  
**1.34 GWe**  
of which **38%** falls to RES



**9.2**  
**thous.**  
employees



## RENEWABLE ENERGY SOURCES



Installed capacity  
**512 MWe**



RES production  
**424 GWh**

## INVESTMENT PROJECTS IN THE

In Q1 2018, the Energa Group executed investment projects worth **PLN 256 m**, of which almost PLN 222 m in the Distribution Business Line.

As a result of completed investments, in Q1 2018 **11.7 thousand new customers** were connected, **931 km** of high, medium and low voltage lines were built and modernized and **9 MW** of new renewable energy sources were connected to the grid.