



## GROUP AFTER 2017

One of the leading energy groups and a reliable supplier of electricity and services for 1/4 of Poland, with a 36-percent of production from RES in own production.

## OPERATING DATA



**22.1 TWh**

volume of electricity supplied



**4.3 TWh**

gross production of electricity

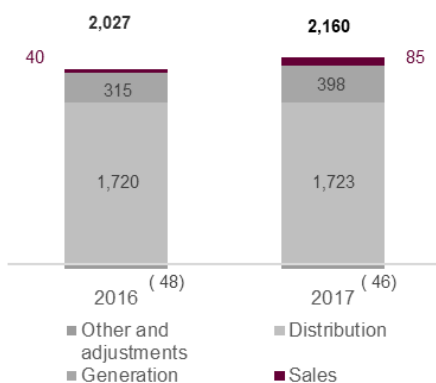


**20.6 TWh**

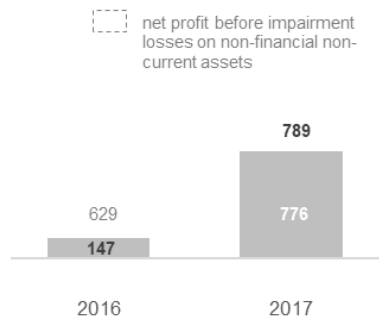
retail sales

## FINANCIAL RESULTS

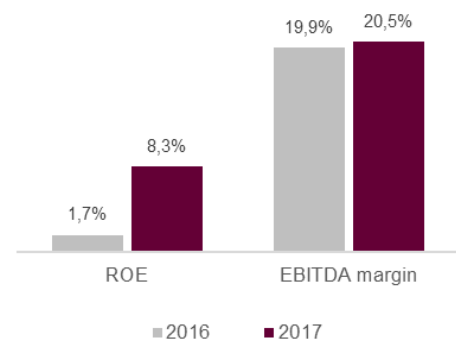
### EBITDA (PLN m)



### Net profit (PLN m)



### Profitability ratios



## Energa SA ON THE WSE

Market capitalization: **PLN 5.3 bn\***

**9 October 2017** – payment date of a dividend of **PLN 0.19 per share**.

\* According to share price as at closing on 29 December 2017

### Prices of ENERGA SA's shares



## KEY RESOURCES



Distribution network  
with the length of  
**185 thous. km**



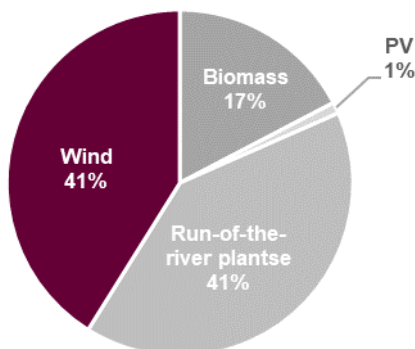
Installed capacity  
**1.34 GWe**  
of which **38%** falls to RES



**9 thous.**  
employees



## RENEWABLE ENERGY SOURCES



Installed capacity  
**513 MWe**



RES production  
**1,548 GWh**

## INVESTMENT PROJECTS IN THE ENERGA GROUP

In 2017, the Energa SA Group executed investment projects worth **PLN 1,402 m**, of which almost PLN 1,247 m in the Distribution Business Line\*.

As a result of completed investments, in 2017, nearly **51.7 thousand new customers** were connected, **3,718 km** of high, medium and low voltage lines were built and modernized and **32 MW** of new renewable energy sources were connected to the grid.