



ENERGA SA GROUP AFTER Q3 2017

One of the leading energy groups and a reliable supplier of electricity and services for 1/4 of Poland, with a 25-percent of production from RES in own production.

OPERATING DATA



5.4 TWh

volume of electricity supplied



1.1 TWh

gross production of electricity

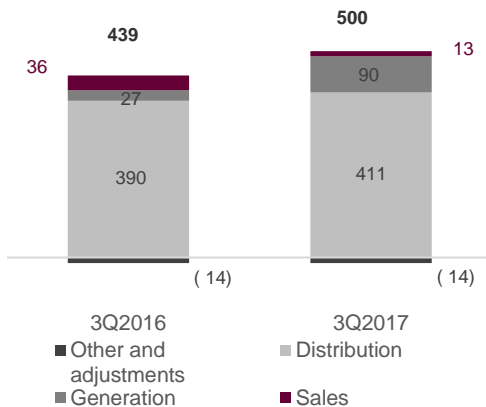


5.1 TWh

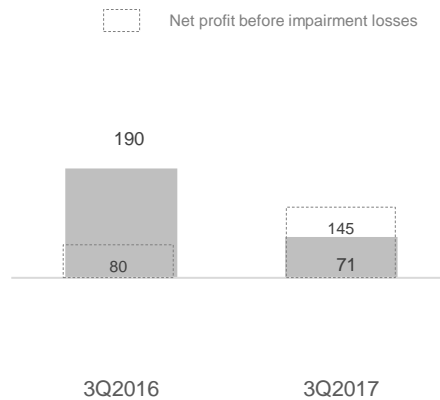
retail sales

FINANCIAL RESULTS

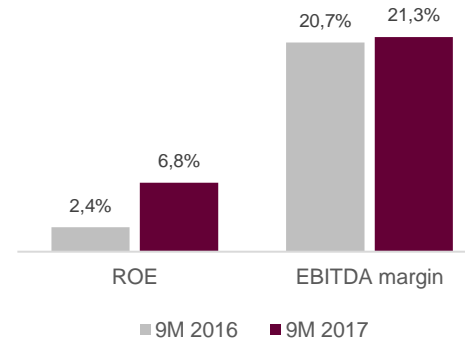
EBITDA (PLN m)



Net profit (PLN m)



Profitability



ENERGA SA ON THE WSE

Market capitalization: **PLN 5.5 bn***

9 October 2017 – payment date of a dividend of **PLN 0.19 per share**.

* According to the closing share price on 29 September 2017.

Prices of ENERGA SA's shares



KEY RESOURCES



Distribution network with the length of **185 thous. km**



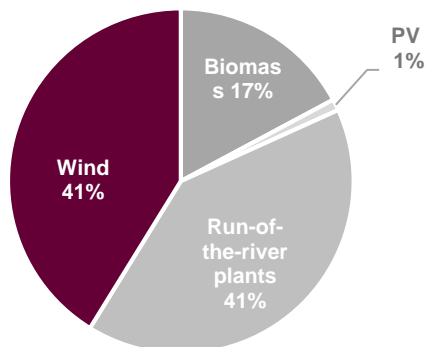
Installed capacity **1.34 GWe** of which **38%** falls to RES



8.8 thous. employees



RENEWABLE ENERGY SOURCES



Installed capacity **512 MWe**



RES production **264 GWh**

INVESTMENT PROJECTS IN THE ENERGA SA GROUP

In Q3 2017, the ENERGA SA Group executed investment projects worth **PLN 266 m**, including almost PLN 240 m in the Distribution Segment.

As a result of those capital expenditures, in Q2 of this year almost **13 thousand new customers** were connected, **831 km** of high, medium and low voltage lines were built and modernized and **6 MW** of new RES were connected to the grid.